



### District Report Card: 2017


<b>State:</b> Assam	<b>District:</b> Baksa
<b>Class:</b> 8	<b>Subject:</b> Mathematics
<b>Schools:</b> 51	<b>Students:</b> 1011


### Participation/Coverage


#### Students

<b>GENDER</b> 	Boys		Girls	
	Number	%	Number	%
	499	49.36	512	50.64

<b>AREA</b> 	Rural		Urban	
	Number	%	Number	%
	1011	100.00	0	0.00

<b>CATEGORY</b> 	SC		ST		OBC		GEN	
	Number	%	Number	%	Number	%	Number	%
	120	11.87	288	28.49	375	37.09	228	22.55

<b>CWSN</b> 	LD	VI	HI	S&LD	ID	Oth
	0	3	2	1	0	13

<b>Management</b> 	Government		Government-aided	
	Number	%	Number	%
	730	72.21	281	27.79

### Average Performance of Students in Mathematics (%)

Overall	Gender		Area		Management		Social Group			
	Male	Female	Rural	Urban	Govt.	Aided	SC	ST	OBC	GEN
46.90	47.13	46.68	46.90	0.00	44.84	52.27	56.72	40.60	49.53	45.38

## Performance on Learning Outcomes (LOs)

Learning Outcomes	Description	Average Performance(%)
M601	Solves problems involving large numbers by applying appropriate operations	49.30
M606	Solves problems on daily life situations involving addition and subtraction of fractions / decimals	45.88
M620	Finds out the perimeter and area of rectangular objects in the surroundings like floor of the class room, surfaces of a chalk box etc.	45.89
M621	Arranges given/collected information in the form of table, pictograph and bar graph and interprets them	40.85
M702	Interprets the division and multiplication of fractions	43.72
M705	Solves problems related to daily life situations involving rational numbers	45.40
M706	Uses exponential form of numbers to simplify problems involving multiplication and division of large numbers	37.55
M707	Adds/subtracts algebraic expressions	58.85
M710	Solves problems related to conversion of percentage to fraction and decimal and vice versa	33.66
M717	Finds out approximate area of closed shapes by using unit square grid/graph sheet	35.21
M719	Finds various representative values for simple data from her/his daily life contexts like mean, median and mode	53.51
M721	Interprets data using bar graph	61.48
M801	Generalizes properties of addition, subtraction, multiplication and division of rational numbers through patterns	30.93
M802	Finds rational numbers between two given rational numbers	52.14
M803	Proves divisibility rules of 2, 3, 4, 5, 6, 9 and 11	49.50
M804	Finds squares, cubes, square roots and cube roots of numbers using different methods	45.72
M808	Uses various algebraic identities in solving problems of daily life	59.73
M812	Verifies properties of parallelogram and establishes the relationship between them through reasoning	41.71
M818	Finds surface area and volume of cuboidal and cylindrical object	32.30
M819	Draws and interprets bar charts and pie charts	56.87

Range of Performance of Students who Answered Correctly							
Below 30%		30% - 50%		50% - 75%		Above 75%	
Number	%	Number	%	Number	%	Number	%
276	27.30	319	31.55	295	29.18	121	11.97

## Lowest Performing Learning Outcomes (LOs)

1 - Generalizes properties of addition, subtraction, multiplication and division of rational numbers through patterns (30.93)

2 - Finds surface area and volume of cuboidal and cylindrical object (32.30)

3 - Solves problems related to conversion of percentage to fraction and decimal and vice versa (33.66)

4 - Finds out approximate area of closed shapes by using unit square grid/graph sheet (35.21)

5 - Uses exponential form of numbers to simplify problems involving multiplication and division of large numbers (37.55)